

BI-36F/O



FEATURES


- LED Lighting for brighter interior
- Overlay design accepts cabinetry panels of all kinds
- Magnetic door seal system locks in cold air
- Adjustable shelves for maximum convenience
- Water-filtration system for ice reduces contaminants, chlorine taste and odor
- Rigorously tested in our U.S. manufacturing facilities to ensure decades of use
- Exceptional 24/7 support from Madison, WI-based Customer Care team
- Microprocessor control assures peak performance
- Automatic ice maker with "max ice" feature

ACCESSORIES

- 66" Dual Flush Inset Stainless Grille Panel
- 90° Door Stop
- Custom Side Panel Mounting Kit
- Dual Installation Kit
- Extended Framed Handle Kit
- Framed Handle
- Framed Louvered Grille Insert
- Framed Stainless Steel Front Panels
- Framed White Front Panels
- Pro Louvered Flush Inset Grille - 84"
- Stainless Steel Dual Flush Inset Door Panel with Pro Handle
- Stainless Steel Dual Flush Inset Door Panel with Tubular Handle
- Stainless Steel Dual Flush Inset Grille Panel
- Stainless Steel Flush Inset Door Panel with Pro Handle
- Stainless Steel Flush Inset Door Panel with Tubular Handle
- Stainless Steel Flush Inset Grille Panel
- Stainless Steel Kickplate - Left Hinge
- Stainless Steel Kickplate - Right Hinge
- Stainless Steel Side Panel
- Water Filter 4204490
- White Side Panel
- Side panel mounting kit
- Dual Installation Kit with Dual Wide Grille
- Stainless Steel Pro Handles
- Stainless Steel Tubular Handles
- Built-In Louvered Grilles



HANDLE ACCESSORIES



PRODUCT DETAILS

FREEZER

- 3 Adjustable wire shelves
- 1 Stationary glass shelf
- 3 Storage drawers with dividers
- 5 Adjustable door shelves

Built-In Overlay or Flush Inset Grille Frames

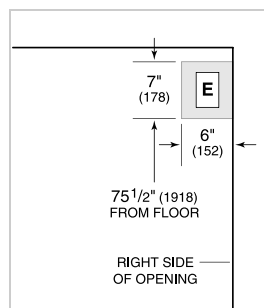
Accessories are available through an authorized dealer.
For local dealer information, visit subzero-wolf.com/locator.

Specifications are subject to change without notice. This information was generated on November 22, 2018. Verify specifications prior to finalizing your cabinetry/enclosures.

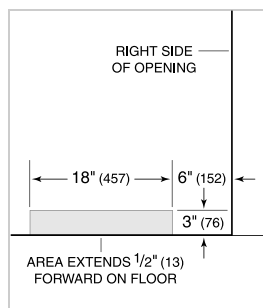
PRODUCT SPECIFICATIONS

Model	BI-36F/O
Dimensions	36"W x 84"H x 24"D
Door Clearance	37 1/4"
Weight	406 lbs
Freezer Capacity	22.6 cu. ft.
Electrical Supply	115 VAC, 60 Hz
Electrical Service	15 amp dedicated circuit
Receptacle	3-prong grounding-type

ELECTRICAL



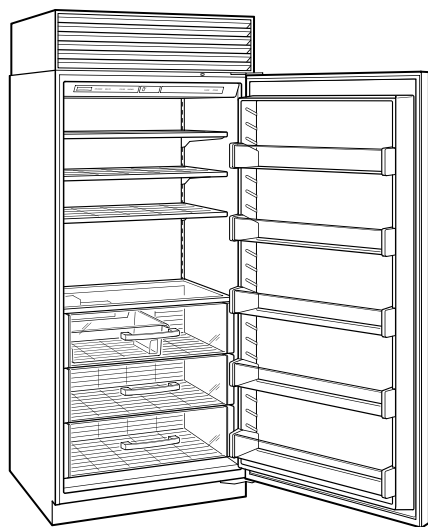
PLUMBING



PANEL SPECIFICATIONS For complete panels specifications including width/height, weight requirements, thickness requirements and offset details visit subzero-wolf.com/builtinconfigurator.

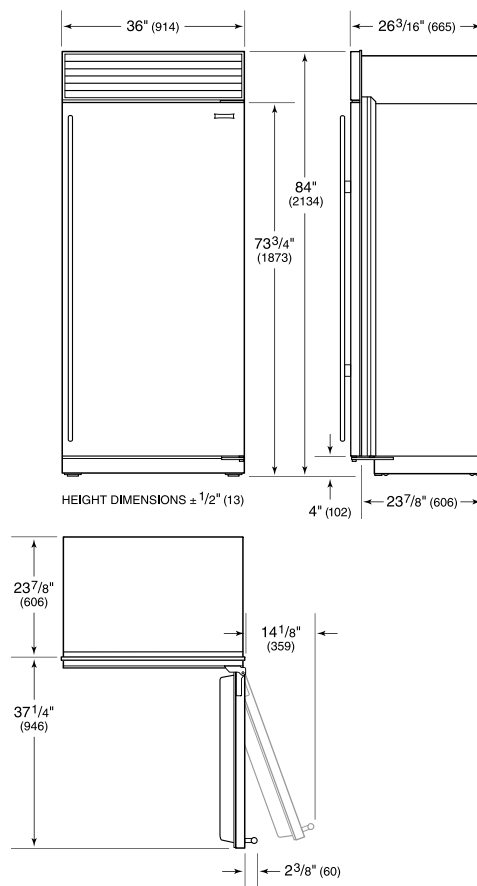
NOTE: Dimensions in parenthesis are in millimeters unless otherwise specified

INTERIOR VIEW

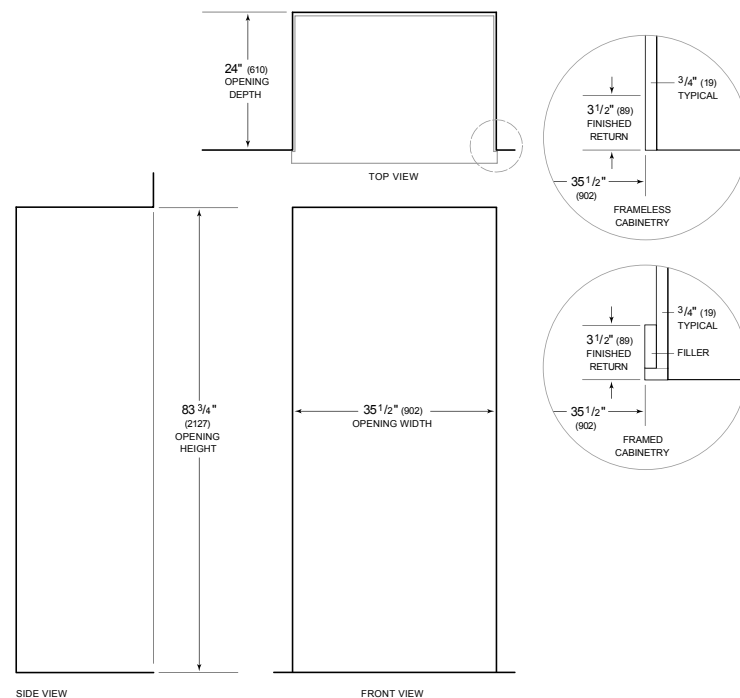


This illustration is intended for interior reference only and may not represent the exterior of the model being specified.

DIMENSIONS



STANDARD INSTALLATION



NOTE: 3 1/2" (89) finished returns will be visible and should be finished to match cabinetry. Shaded line represents profile of unit.