

IC-24CI



FEATURES

Ready to be fitted with custom panels and handles to blend with cabinetry

Dual refrigeration keeps food fresher longer

Refrigerator and freezer behind one door

Air purification system fights spoilage, odors

Crisper drawer in low-temp, high-humidity zone for optimum freshness

Automatic ice maker with "max ice" feature

Water-filtration system reduces contaminants, chlorine taste and odor

Smart-touch controls for streamlined access to more settings

Nano-coated spill-proof shelves for easy clean-up

Rigorously tested in our U.S. manufacturing facilities to ensure decades of use

Exceptional 24/7 support from Madison, WI-based Customer Care team

ACCESSORIES

Air Purification Cartridge

Egg Container

Press-to-Open - Left Hinge

Press-to-Open - Right Hinge

Reduced Toekick Divider

Stainless Steel Side Panel

Stainless Steel Top Panel

Water Filter 4204490

Stainless Steel Tubular Handles

Stainless Steel Pro Handles

Dual Installation Kits

Stainless Steel Door Panels With Pro Handle - 4" Toe Kick

Stainless Steel Door Panels With Pro Handle - 6" Toe Kick

Stainless Steel Door Panels With Tubular Handle - 4" Toe Kick

Stainless Steel Door Panels With Tubular Handle - 6" Toe Kick

Stainless Steel Dual Installation Kickplates

Accessories are available through an authorized dealer.
For local dealer information, visit subzero-wolf.com/locator.



HANDLE ACCESSORIES

PRO



TUBULAR



PRODUCT DETAILS

REFRIGERATOR

- Three adjustable glass shelves
- Crisper drawer with two adjustable dividers
- Two adjustable door shelves
- One stationary door shelf
- Adjustable dairy compartment

FREEZER

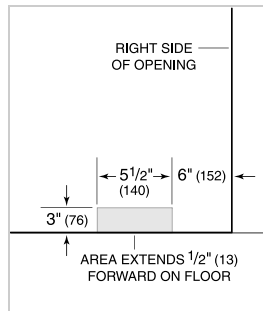
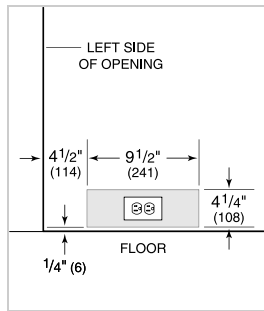
- Two drawers
- Automatic ice maker
- Removable ice container

PRODUCT SPECIFICATIONS

Model	IC-24CI
Dimensions	24"W x 84"H x 24"D
Door Clearance	22 1/2"
Weight	340 lbs
Refrigerator Capacity	8 cu. ft.
Freezer Capacity	3.1 cu. ft.
Electrical Supply	115 VAC, 60 Hz
Electrical Service	15 amp dedicated circuit
Receptacle	3-prong grounding-type

ELECTRICAL

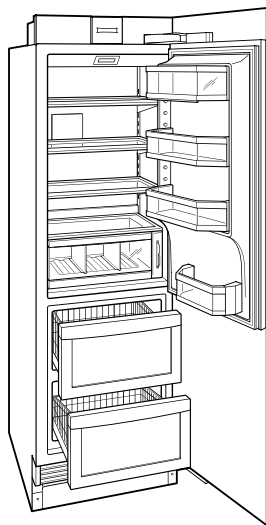
PLUMBING



PANEL SPECIFICATIONS For complete panels specifications including width/height, weight requirements and thickness requirements visit subzero-wolf.com/reveal.

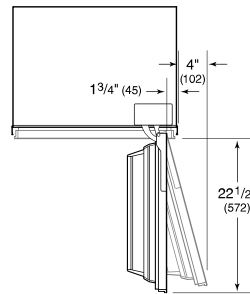
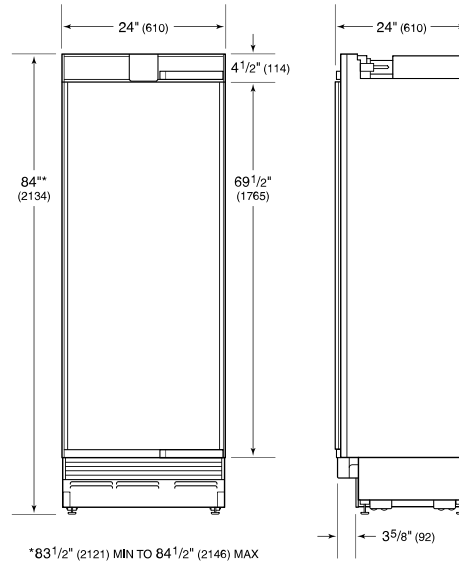
NOTE: Dimensions in parenthesis are in millimeters unless otherwise specified

INTERIOR VIEW

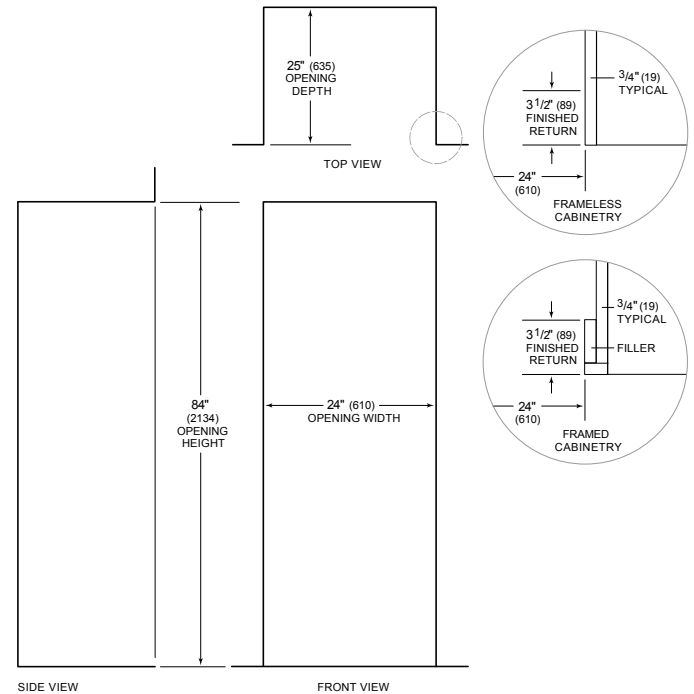


This illustration is intended for interior reference only and may not represent the exterior of the model being specified.

DIMENSIONS



STANDARD INSTALLATION



NOTE: 3 1/2" (89) finished returns will be visible and should be finished to match cabinetry